

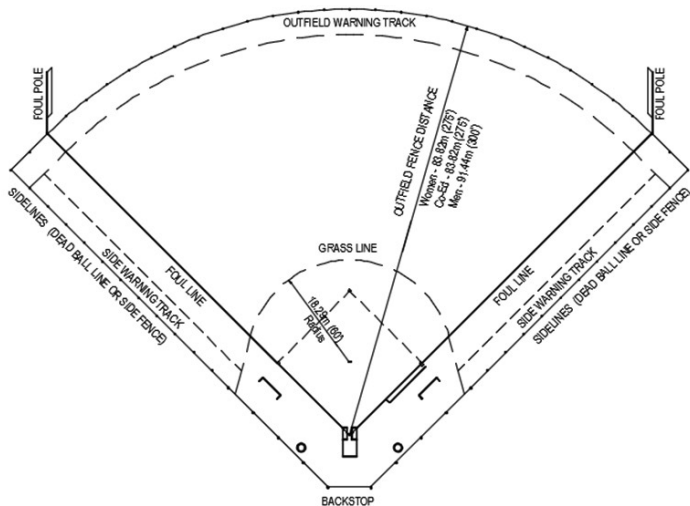
## CANADIAN SLO-PITCH CHAMPIONSHIPS AGE CATEGORIES & DISTANCE TABLE (SLO-PITCH)

CATEGORY	AGE (prior to January 1st of the current year)	BALL	PITCHING	BASELINES	FENCES	
					Min	Max.
<b>MALE</b>						
Masters*	35 or over	30.5 cm (12")	15.2 m (50')	19.81 m (65')	83.8 m	99.1 m (275' - 325')
Masters*	40 or over	30.5 cm (12")	15.2 m (50')	19.81 m (65')	83.8 m	99.1 m (275' - 325')
* In Master Men's Slo-Pitch the minimum age limit will be 35 (or 40) years of age in the year of the event.						
<b>Men's</b>						
U23	Under 23	30.5 cm (12")	15.2 m (50')	21.34 m (70')	91.4 m	114.3 m (300' - 375')
U19	Under 19	30.5 cm (12")	15.2 m (50')	19.81 m (65')	83.8 m	91.4 m (275' - 300')
U16	Under 16	30.5 cm (12")	15.2 m (50')	19.81 m (65')	83.8 m	91.4 m (275' - 300')
U14	Under 14	30.5 cm (12")	14.0 m (46')	19.81 m (65')	83.8 m	91.4 m (275' - 300')
U12	Under 12	30.5 cm (12")	14.0 m (46')	19.81 m (65')	76.2 m	83.8 m (250' - 275')
U10	Under 10	27.95 cm (11")	12.2 m (40')	18.29 m (60')	53.3 m	61.0 m (175' - 200')
U8	Under 8	27.95 cm (11")	10.67 m (35')	16.76 m (55')	45.7 m	53.3 m (150' - 175')
U6	Under 6	27.95 cm (11")	10.67 m (35')	16.76 m (55')	45.7 m	53.3 m (150' - 175')
<b>FEMALE</b>						
Masters*	35 or over	27.95 cm (11")	15.2 m (50')	19.81 m (65')	76.2 m	91.4 m (250' - 300')
Women's	Under 19	27.95 cm (11")	15.2 m (50')	19.81 m (65')	76.2 m	91.4 m (250' - 300')
U16	Under 16	27.95 cm (11")	14.0 m (46')	19.81 m (65')	68.6 m	83.8 m (225' - 275')
U14	Under 14	27.95 cm (11")	14.0 m (46')	19.81 m (65')	68.6 m	83.8 m (225' - 275')
U12	Under 12	27.95 cm (11")	12.2 m (40')	18.29 m (60')	53.3 m	61.0 m (175' - 200')
U10	Under 10	27.95 cm (11")	10.67 m (35')	16.76 m (55')	45.7 m	53.3 m (150' - 175')
U8	Under 8	27.95 cm (11")	10.67 m (35')	16.76 m (55')	45.7 m	53.3 m (150' - 175')
U6	Under 6	27.95 cm (11")	10.67 m (35')	16.76 m (55')	45.7 m	53.3 m (150' - 175')
<b>CO-ED</b>						
<b>Men's / Women's</b>						
U23	Under 23	30.5 cm (12")	15.2 m (50')	19.81 m (65')	83.8 m	99.1 m (275' - 325')
U19	Under 19	30.5 cm (12")	15.2 m (50')	19.81 m (65')	83.8 m	91.4 m (275' - 300')
U16	Under 16	30.5 cm (12")	14.0 m (46')	19.81 m (65')	83.8 m	91.4 m (275' - 300')
U14	Under 14	30.5 cm (12")	14.0 m (46')	19.81 m (65')	76.2 m	83.8 m (250' - 275')
U12	Under 12	27.95 cm (11")	12.2 m (40')	18.29 m (60')	53.3 m	61.0 m (175' - 200')
U10	Under 10	27.95 cm (11")	10.67 m (35')	16.76 m (55')	45.7 m	53.3 m (150' - 175')
U8	Under 8	27.95 cm (11")	10.67 m (35')	16.76 m (55')	45.7 m	53.3 m (150' - 175')
U6	Under 6	27.95 cm (11")	10.67 m (35')	16.76 m (55')	45.7 m	53.3 m (150' - 175')

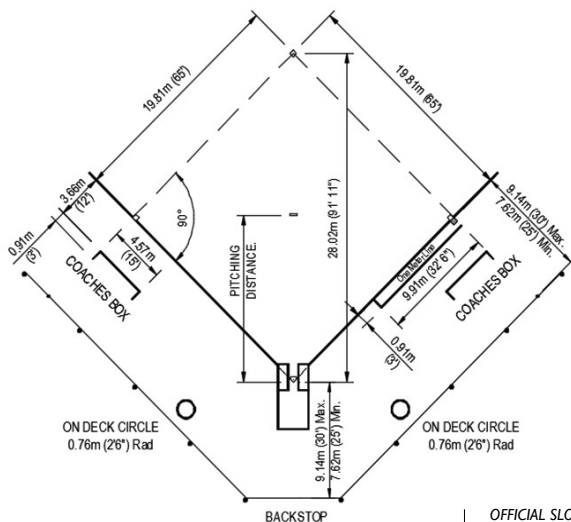
Notes: Minor/Youth age categories refer to all categories up to U19 inclusive.

## APPENDIX I: PLAYING FIELD AND DIAMOND LAYOUT

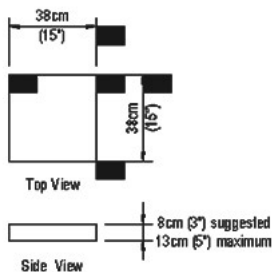
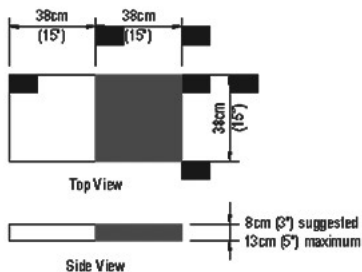
## A. OFFICIAL DIMENSIONS OF THE PLAYING FIELD



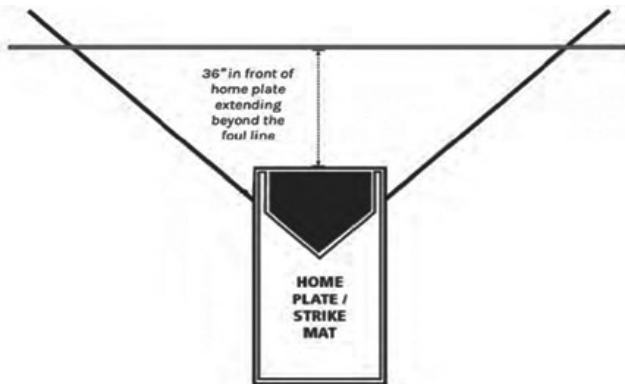
## B. OFFICIAL DIMENSIONS OF THE DIAMOND LAYOUT



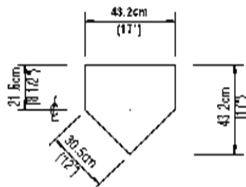
## C. OFFICIAL DIMENSIONS OF THE BASES

SECOND AND THIRD  
BASEFIRST (DOUBLE)  
BASE

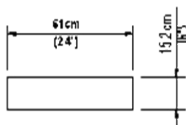
## D. OFFICIAL DIMENSIONS OF THE BATTER'S AND CATCHER'S BOXES



## E. OFFICIAL DIMENSIONS OF HOME PLATE AND PITCHER'S PLATE



HOMEPLATE



PITCHER'S PLATE

**F. QUICK REFERENCE TABLE****BACKSTOP AND SIDELINES (DEAD BALL LINE/SIDE FENCE)**

Will be set back a minimum of 7.62m (25 ft.) to a maximum of 9.14m (30 ft.) outside the foul lines. The area between the foul lines and the backstop and sidelines must be unobstructed.

**BASES**

Home plate to first/third 19.81 m (65 ft.) from the back part of home plate to the back of the base. Home plate to second 28.02 m (91 ft. 11 in) from back point of home plate to the middle of the base. Bases will be made of canvas or other suitable material and securely fastened in position.

First (Double) Base will have half of this base secured in and part of fair territory and the other half of this base (a different solid contrasting color) is secured in and is part of foul territory.

**BATTER'S BOXES - SC (2021)**

The Batter's Box will consist of a line drawn .91m (3 ft.) in front of home plate and will extend past the foul lines on both sides. There will be no inside, outside or back line to the batter's box.

**CATCHER'S BOX**

3.05m (10 ft.) in length from the rear outside corners of each batter's box and will be 2.57m (8 ft. 5 in) wide. The lines are considered as being within the catcher's box.

**COACHES' BOXES**

Behind a line 4.57m (15 ft.) long drawn outside the diamond. The line is parallel to and 3.66m (12 ft.) from the first and third baselines, extended from the bases toward home plate. SC: *the depth is 0.91m (3 ft.)*

**COMMITMENT LINE (CO-ED ONLY - SC)**

*Is a line drawn 6.4 m (21 ft.) from the back of home plate and perpendicular to the third base line. It shall extend a minimum of .91 m (3 ft.) on each side of third base line.*

- a. *When a runner crosses this line (i.e. one foot completely over the line and touching the ground) but does not reach home plate, they shall be called out when the ball is legally held by a defensive player who is in contact with home plate.*
- b. *No tag is necessary.*
- c. *Runners who have not crossed the line; or*
- d. *Runners who cross the line, but must tag up on a caught ball, may return to third base with liability to be put out.*
- e. *Runners who cross the commitment line, may return to touch a missed base, with liability to be put out.*

**DISTANCE TABLE**

SC: *Distance guide for all categories will be found at the end of the rule section.*

**HOME PLATE**

It will be a five-sided figure 43.2cm (17 in) wide, across the edge facing the pitcher. The sides will be parallel to the inside lines of the batter's box and will be 21.6cm (8 1/2 in) long. The sides of the point facing the catcher will be 30.5cm (12 in) long.

SC: *The Plate shall be made of rubber.*

## INFIELD

Skinned portion 18.29m (60 ft.) arc from the front center of the pitcher's plate.

## LINES

50mm to 100 mm (2 to 4 in) wide.

## ON-DECK CIRCLE

1.52m (5 ft.) circle 0.76m (2 ft 6 in) radius placed adjacent to the end of the players' bench or dugout area closest to home plate.

## ONE METER LINE

Drawn parallel to and one meter (3 ft.) from the baseline, starting at a point halfway between home plate and first base.

## PITCHER'S PLATE / (SC) CHUTE

The Pitcher's Plate is made of wood or rubber 61cm (24 in) long and 15.2cm (6 in) wide and the top of the plate must be level with the ground.

*SC: The Pitcher's Chute is that area directly behind the Pitcher's Plate within the same 61cm length of the Pitcher's Plate and 3.05m (10ft) in depth.*

## SAFE LINE (CO-ED ONLY - SC)

*Is a line drawn in foul territory starting at the front corner of home plate closest to third base and perpendicular to the third base line. It shall extend 3.05 m (10 ft.) from the third base line in foul territory*

- When a runner touches the ground on or beyond the safe line prior to being legally tagged; or*
- Prior to a defensive player legally holding the ball while in contact with home plate, the runner shall be declared safe.*

## NOTE:

- If not played on, the runner shall not be called out for stepping on home plate provided there is not contact with a defensive player.*
- A runner shall not be called out if home plate is touched in an attempt to avoid a collision.*

## WARNING TRACK

Will be a minimum of 3.66m (12 ft.) to a maximum of 4.57m (15 ft.) from the outfield and/or side fences. Made of material (dirt, gravel) that is level with, but different from, the playing surface. The material must be distinguishable from the outfield surface and there must be a clear physical signal for players when they are approaching the fence.

## G. LAYING OUT A DIAMOND

This section serves as an example for laying out of a diamond with 19.81m (65ft) and a 15.24m (50ft) pitching distance.

- To determine the position of home plate, draw a line in the direction it is desired to lay the diamond. Drive a stake at the corner of home plate nearest the catcher. Fasten a cord to this stake and tie knots or otherwise mark the cord at 15.24m (50 ft.), 19.81m (65 ft.), 28.02m (91 ft. 11 in) and at 39.62m (130 ft.).

2. Place the cord (without stretching) along the direction line and place a stake at the 15.24m (50 ft.) marker. This will be the front line in the middle of the pitcher's plate. Along the same line, drive a stake at the 28.02m (91 ft. 11 in) marker. This will be the center of second base.
3. Place the 39.62m (130 ft.) marker at the center of second base and, taking hold of the cord at the 19.81m (65 ft.) marker, walk to the right of the direction line until the cord is taut and drive a stake at the 19.81m (65 ft.) marker. This will be the outside corner of first base and the cord will now form the lines to first and second bases.
4. Again holding the cord at the 19.81m (65 ft.) marker, walk across the field and in like manner, mark the outside corner of third base. Home plate, first base, and third base are wholly inside the diamond.
5. To check the diamond, place the home plate end of the cord at the first base stake and the 39.62 (130 ft.) marker at third base. The 19.81m (65 ft.) marker should now check at home plate and second base.
6. Check all distances with a steel tape whenever possible.